

### Peak Emission Wavelength: 560nm, 585nm, 635nm, 660nm


The MT106F-xxx is a high reliability multi-chip emitter designed for applications requiring various wavelengths or more than one die in a single package. These devices can be custom sorted for specific power output.

#### FEATURES

- > High Luminance / High Reliability
- > Wide Radiation Pattern / White Ceramic Base
- > Low Power Consumption
- > Alternate Electrical Configurations

#### APPLICATIONS

- > Currency Validation
- > Medical / Biofluorescence
- > General Indication
- > Push Button Backlight



### Absolute Maximum Ratings (Ta=25°C)

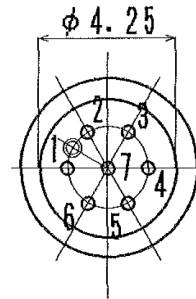
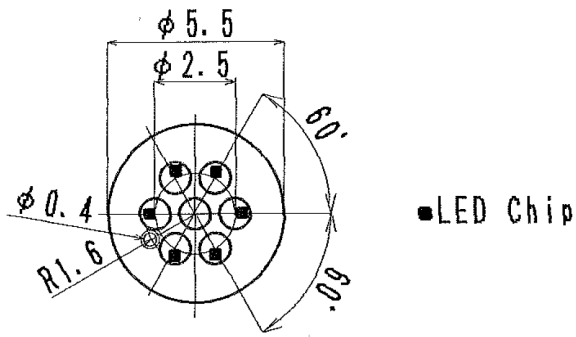


ITEMS	SYMBOL	RATINGS	UNIT
Forward Current	IF	15	mA
Reverse Voltage	VR	24	V
Power Dissipation	PD	240	mW
Operating Temperature Range	Topr	-20 ~ +60	°C
Storage Temperature Range	Tstg	-30 ~ +100	°C
Lead Soldering Temperature*1	Tls	260	°C

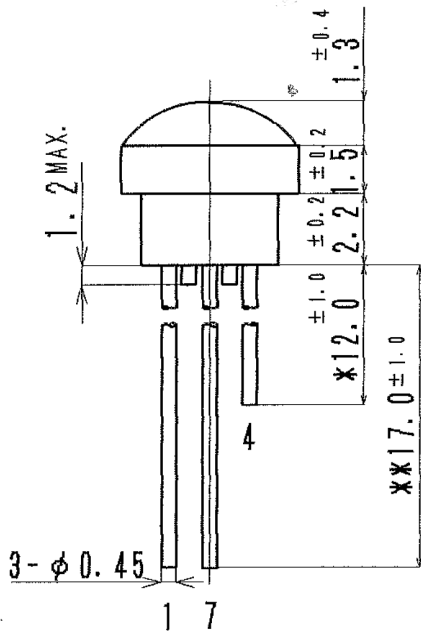
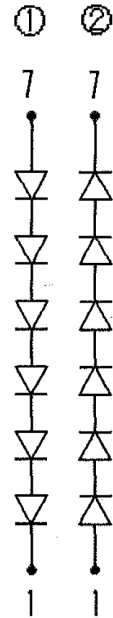
\*1: Time 5 Sec max, Position: Up to 3mm from the body.

### Electrical & Optical Characteristics (Ta = 25°C)

PART NO.	IV (typ) @IF=10MA	VF(typ) @IF=10MA	VF(max) @IF=10MA	IR(max) @VR=24V	λp(typ) @IF=10MA	Δλ(typ) @IF=10MA	Circuit No
MT106F-UG	50mcd	12.0V	14.4V	100μA	565nm	30nm	(1)
MT106F-YL	20mcd	11.5V	13.8V	100μA	585nm	30nm	(1)
MT106F-HR	25mcd	11.0V	13.2V	100μA	635nm	35nm	(1)
MT106F-URD	100mcd	10.5V	12.6V	100μA	660nm	20nm	(2)



No. 2, 3, 5, 6 PIN CUT  
 \*\* No. 1, 7  
 \* No. 4



Unit: mm, Tolerance: ±0.2

The information contained herein is subject to change without notice.

2013-06-05